



HD 10/25-4 S

The HD 10/25-4 S cold water high-pressure cleaner in an upright construction style impresses with EASY!Force high-pressure gun, pressure switch control and Servo Control.



1 Save time and effort: EASY!Force high-pressure gun and EASY!Lock quick-release couplings.

- Effortless operation at last: the EASY!Force high-pressure gun.
- EASY!Lock quick-release couplings: durable and robust. And five times faster than screws.

2 Proven Kärcher quality

- 4-pole water-cooled electric motor.
- Robust brass cylinder head and ceramic piston.

3 For increased safety

- Integrated electronics system for machine monitoring.
- Automatic switch-off in case of low voltage range or overvoltage.

4 Outstanding mobility

- Large rubber wheels for negotiating uneven surfaces, stairs and landings.
- Proven sack truck principle for easy, ergonomic transport.



HD 10/25-4 S

- Save time and effort: EASY!Force high-pressure gun and EASY!Lock quick-release couplings.
- Water-cooled three-phase motor
- Maximum impact pressure for stubborn dirt

Technical data

| | | |
|-------------------------------------|--------------------|-------------------|
| Order no. | 1.286-902.0 | |
| EAN code | 4054278158259 | |
| Current type | Ph / V / Hz | 3 / 400 / 50 |
| Flow rate | l/h | 500 - 1000 |
| Working pressure | bar / MPa | 30 - 250 / 3 - 25 |
| Max. pressure | bar / MPa | 275 / 27,5 |
| Max. inlet temperature | °C | 60 |
| Connected load | kW | 9.2 |
| Weight | kg | 67.95 |
| Dimensions (L × W × H) | mm | 560 × 500 × 1090 |
| Cleaning agent function | 6 l tank | |
| Number of simultaneous users | 1 / 2 | |
| Portability | cart | |

Equipment

| | | | |
|---|---------------------|--------------------------|---|
| Spray gun | EASY!Force Advanced | Brass water inlet | ■ |
| High-pressure hose | m | 10 | |
| Spray lance | mm | 1050 | |
| Power nozzle | ■ | | |
| ANTI!Twist | ■ | | |
| 4-pole, three-phase motor with air and water cooling | ■ | | |
| Pressure switch-off | ■ | | |
| Large water fine filter | ■ | | |
| Electronic motor protection with LED display | ■ | | |
| Oil level indicator | ■ | | |
| Servo control | ■ | | |

■ Included in the scope of supply.

HD 10/25-4 S

1.286-902.0

KÄRCHER




| | | Order no. | Flow rate | | | | Price | Description | |
|---|---|-------------|----------------|--|--|--|-------|--|---|
| Trigger guns | | | | | | | | | |
| EASY!Force Advanced | 1 | 4.118-005.0 | | | | | | Effortless, not energy-sapping: the EASY!Force high-pressure gun uses the recoil force of the high-pressure jet to reduce the holding force for the operator to zero. | ■ |
| EASY!Force conversion kit 1 - from high-pressure hose | 2 | 4.111-050.0 | | | | | | For retrofitting Kärcher high-pressure cleaners with existing high-pressure hose: EASY!Force conversion kit 1 with EASY!Force high-pressure gun, spray lance and all adapters through to the nozzle. | □ |
| EASY!Force conversion kit 2 - from machine | 3 | 4.111-051.0 | | | | | | Developed for retrofitting existing high-pressure cleaners from Kärcher: EASY!Force conversion kit 2 with EASY!Force high-pressure gun, spray lance, high-pressure hose and necessary adapters. | □ |
| EASY!Force conversion kit 3 - high-pressure gun | 4 | 4.111-052.0 | | | | | | Compatible with existing high-pressure hose and spray lance: EASY!Force conversion kit 3, incl. EASY!Force trigger gun and all necessary adapters for upgrading your high-pressure cleaner. | □ |
| Servo control | | | | | | | | | |
| Servo Control controller with EASY!Lock | 5 | 4.118-008.0 | 750 - 1100 l/h | | | | | Water quantity and pressure regulated directly from the hand spray gun. | ■ |
| Quick connect | | | | | | | | | |
| Quick coupling | 6 | 2.115-000.0 | | | | | | For fast changes between different spray lances/accessories. Perfect for Kärcher spray unit, suitable for trigger gun/spray lance interface. With M 22 x 1.5 internal thread. | □ |
| Male coupling | 7 | 2.115-001.0 | | | | | | Hardened stainless steel male coupling for quick coupling 2.115-000. With M 22 x 1.5 external thread. | □ |

■ Included in the scope of supply. □ Available accessories.

HD 10/25-4 S

1.286-902.0



| | | Order no. | Max. working pressure | Length | | Price | Description | |
|--|----|-------------|-----------------------|---------|--|-------|---|---|
| Rotating spray lances | | | | | | | | |
| Spray lance | 1 | 4.112-000.0 | 300 bar | 1050 mm | | | 1050 mm stainless steel lance (manual coupling) with ergonomic handle for ease of use and protection. Rotatable 360° under pressure. | ■ |
| LED nozzle light | 2 | 2.680-002.0 | | | | | Bright, lightweight LED work light for direct mounting on spray lance of EASY!Force high-pressure gun. Better view in unfavourable lighting conditions for up to 5 working hours. | □ |
| Spray lance | 3 | 4.112-027.0 | 300 bar | 250 mm | | | Spray lance, 250 mm, rotatable, ergonomic | □ |
| | 4 | 4.112-024.0 | 300 bar | 400 mm | | | Spray lance, 400 mm, rotatable, ergonomic | □ |
| | 5 | 4.112-007.0 | 300 bar | 600 mm | | | 600 mm stainless steel lance (manual coupling) with ergonomic handle for ease of use and protection. Rotatable 360° under pressure. | □ |
| | 6 | 4.112-006.0 | 300 bar | 840 mm | | | 850 mm stainless steel lance (manual coupling) with ergonomic handle for ease of use and protection. Rotatable 360° under pressure. | □ |
| | 7 | 4.112-018.0 | 300 bar | 1550 mm | | | 1550 mm stainless steel lance (manual coupling) with ergonomic handle for ease of use and protection. Rotatable 360° under pressure. | □ |
| | 8 | 4.112-021.0 | 300 bar | 2050 mm | | | 2050 mm stainless steel lance (manual coupling) with ergonomic handle for ease of use and protection. Rotatable 360° under pressure. | □ |
| Spray lance extender | 9 | 4.112-048.0 | 300 bar | 1000 mm | | | Spray lance extension with EASY!Lock connection. Length 1000 mm. | □ |
| Double lance | | | | | | | | |
| Double lance | 10 | 2.112-016.0 | 310 bar | 960 mm | | | 960 mm double lance for variable pressure adjustment on handle at full water flow rate. Suitable for agricultural use (e.g. stable cleaning). | □ |
| Angular spray lance | | | | | | | | |
| Spray lance for toilets and rain gutters | 11 | 4.112-029.0 | | | | | Stainless steel lance WC and gutter with nozzle insert. Specially shaped for effective and hygienic cleaning of gutters and toilets. | □ |
| Flexible spray lance | | | | | | | | |
| Flexible lance | 12 | 4.112-035.0 | 210 bar | 1050 mm | | | 1050 mm flexible lance with variable bend from 20° to 140°, ideal for cleaning difficult to reach areas, e.g. gutters. | □ |
| High pressure articulated joint | 13 | 4.112-057.0 | 300 bar | | | | For hard-to-reach areas: High-pressure articulated joint with infinite angle adjustment up to 120°. Simply attach directly to the spray lance of the pressure washer. | □ |
| Inaktiv | | | | | | | | |
| Strap for telescopic spray pipe | 14 | 6.373-987.0 | | | | | Convenient strap for relief when working with the telescopic spray lance (6.394-690). The burden is optimally distributed on the body and longer periods of use are possible. | □ |
| Gutter cleaner | | | | | | | | |
| Gutter cleaning lance | 15 | 2.112-015.0 | | 960 mm | | | The lance is suited for cleaning of gutter systems. Because of the shape of the lance and the special nozzle the gutter can be cleaned without removing the cover plates. | □ |
| Undercarriage spray lance | | | | | | | | |
| Underbody lance | 16 | 4.112-032.0 | | 700 mm | | | Stainless steel lance for effective and easy underbody and wheel arch cleaning. Without high-pressure nozzle. | □ |

■ Included in the scope of supply. □ Available accessories.

HD 10/25-4 S

1.286-902.0



| | | Order no. | Max. working pressure | Length | | | Price | Description |
|--|----|-------------|-----------------------|--------|--|--|-------|---|
| Additional handle | | | | | | | | |
| Additional handle for EASY!Lock spray lances | 17 | 4.321-380.0 | | | | | | Comfortable in every situation - the additional handle is easy to attach to the spray lance of our new EASY!Lock generation and makes work easier by allowing you to adjust your posture to suit the particular task. Regularly changing your posture relieves the strain on your body, making work more relaxed. Thanks to the 360°-rotatable spray lance, the additional handle can simply be fully rotated whilst working for greater flexibility. |

■ Included in the scope of supply. □ Available accessories.

HD 10/25-4 S

1.286-902.0




1-4

| | | Order no. | Nozzle size | | | | | Price | Description | |
|-------------------------------------|---|-------------|-------------|--|--|--|--|-------|--|---|
| Power nozzle spray angle 25° | | | | | | | | | | |
| Power nozzle | 1 | 2.113-009.0 | 47 | | | | | | Fan jet nozzle with 25° spray angle, suitable for large areas and removing stubborn dirt and stains. | ■ |
| HP nozzle spray angle 0° | | | | | | | | | | |
| Power nozzle | 2 | 2.113-034.0 | 50 | | | | | | High-pressure nozzle with powerful jet for extremely stubborn dirt. | □ |
| Power nozzle spray angle 15° | | | | | | | | | | |
| Power nozzle | 3 | 2.113-047.0 | 55 | | | | | | Fan jet nozzle with 15° spray angle suitable for stubborn dirt. | □ |
| Power nozzle spray angle 40° | | | | | | | | | | |
| Power nozzle | 4 | 2.113-054.0 | 50 | | | | | | Power nozzle with a 40° spray angle and fan jet, suitable for large areas and sensitive surfaces. | □ |

■ Included in the scope of supply. □ Available accessories.

HD 10/25-4 S

1.286-902.0



| | Order no. | ID | Max. working pressure | Length | Price | Description | |
|---|-----------|-------------|-----------------------|---------|-------|--|---|
| Standard with unions on both sides | | | | | | | |
| High-pressure hose | 1 | 6.110-031.0 | DN 8 | 315 bar | 10 m | High-pressure hose (DN 8) suitable up to 315 bar pressure. With innovative EASY!Lock manual screw fitting on both sides, ANTI!Twist and 10 m long. | ■ |
| | 2 | 6.110-030.0 | DN 8 | 315 bar | 15 m | 15 m long high-pressure hose, DN 8, with ANTI!Twist and time-saving EASY!Lock manual screw fitting on both sides. | □ |
| | 3 | 6.110-032.0 | DN 8 | 315 bar | 20 m | 20 m long high-pressure hose (DN 8) equipped with the time-saving and robust EASY!Lock manual screw fitting on both sides. Approved for pressures up to 315 bar. | □ |
| | 4 | 6.110-014.0 | DN 8 | 315 bar | 30 m | Comfortable length (30 m) and innovative EASY!Lock manual screw fitting: High-pressure hose (DN 8) with ANTI!Twist for pressures up to 315 bar. | □ |
| | 5 | 6.110-042.0 | DN 10 | 220 bar | 15 m | Equipped with innovative EASY!Lock manual screw fitting and suitable for pressures up to 220 bar: 15 m long high-pressure hose (DN 10). | □ |
| | 6 | 6.110-043.0 | DN 10 | 220 bar | 20 m | 20 m in length and the extremely time-saving and comfortable EASY!Lock manual screw fitting on both sides are some of the main features of this high-pressure hose (DN 10). | □ |
| | 7 | 6.110-044.0 | DN 10 | 220 bar | 25 m | Impressive values and basic equipment: 25 m long high-pressure hose (DN 10) developed for pressures up to 220 bar. | □ |
| | 8 | 6.110-045.0 | DN 10 | 220 bar | 40 m | 40 m long high-pressure hose with EASY!Lock system for the time-saving manual screw connection (both sides). Nominal size (DN) 10, working pressure up to 220 bar. | □ |
| | 9 | 6.110-059.0 | DN 12 | 210 bar | 15 m | Designed for working pressures up to 250 bar: High-pressure hose (DN 12) with a length of 15 m. Has the comfortable EASY!Lock manual screw fitting on both sides. | □ |
| | 10 | 6.110-060.0 | DN 12 | 210 bar | 40 m | With EASY!Lock manual screw fitting and lots of room for manoeuvre thanks to 40 m in length: High-pressure hose (DN 12) with EASY!Lock manual screw fitting on both sides. Suitable for working pressures up to 250 bar. | □ |
| | 11 | 6.110-041.0 | DN 10 | 220 bar | 10 m | Impressive values and basic equipment: 25 m long high-pressure hose (DN 10) developed for pressures up to 220 bar. | □ |

■ Included in the scope of supply. □ Available accessories.

HD 10/25-4 S

1.286-902.0

KÄRCHER



| | | Order no. | ID | Max. working pressure | Length | Price | Description | |
|---|----|-------------|------|-----------------------|--------|-------|--|--------------------------|
| Longlife 400 with unions on both sides | | | | | | | | |
| High-pressure hose Longlife | 12 | 6.110-024.0 | DN 8 | 400 bar | 1.5 m | | 1.5 m short high-pressure hose (DN 8). Comfortable EASY!Lock manual screw fitting on both sides for robust and quick connections. Durable and designed for up to 400 bar pressure. | <input type="checkbox"/> |
| | 13 | 6.110-069.0 | DN 8 | 400 bar | 1.5 m | | 1.5 m long high-pressure hose (DN 8) suitable for up to 400 bar pressure with double steel core. Connections: M 22 × 1.5, as well as the comfortable and quick EASY!Lock manual screw fitting. | <input type="checkbox"/> |
| | 14 | 6.110-038.0 | DN 8 | 400 bar | 10 m | | Durable, 10 m long high-pressure hose (DN 8) with double steel core and EASY!Lock manual screw fitting on both sides and ANTI!Twist. Approved for 400 bar pressure. | <input type="checkbox"/> |
| | 15 | 6.110-023.0 | DN 8 | 400 bar | 30 m | | Robust high-pressure hose with double steel core, ANTI!Twist and EASY!Lock manual screw fitting on both sides. Nominal size DN 8, 30 m long, for up to 400 bar pressure. | <input type="checkbox"/> |
| | 16 | 6.110-027.0 | DN 8 | 400 bar | 20 m | | High-pressure hose with ANTI!Twist, EASY!Lock manual screw fittings and double steel core. 20 m long, nominal size DN 8, EASY!Lock manual screw fitting on both sides. | <input type="checkbox"/> |
| | 17 | 6.110-029.0 | DN 8 | 400 bar | 15 m | | The double steel core ensures a particularly long life of this 15 m long high-pressure hose (DN 8), which is approved for pressures up to 400 bar. | <input type="checkbox"/> |
| Food industry version with unions on both sides | | | | | | | | |
| High-pressure hose food grade | 18 | 6.110-051.0 | DN 8 | 250 bar | 10 m | | High-pressure hose (ID 6), 10 m long, with grey, non-marking outer covering. Approved for use in the food industry. With quick and robust EASY!Lock hand screw connection at both ends. | <input type="checkbox"/> |
| | 19 | 6.110-052.0 | DN 8 | 250 bar | 20 m | | Suitable for use in food industry: 20 m long high-pressure hose (ID 8) with grey, non-marking outer covering, ANTI!Twist and EASY!Lock hand screw connections. | <input type="checkbox"/> |
| Longlife food design with screw connections at both ends | | | | | | | | |
| High-pressure hose food grade Longlife | 20 | 6.110-053.0 | DN 8 | 400 bar | 10 m | | With blue, non-marking and animal fat resistant outer covering: durable high-pressure hose (ID 8), 10 m long, ANTI!Twist and EASY!Lock hand screw connection at both ends. | <input type="checkbox"/> |
| | 21 | 6.110-054.0 | DN 8 | 400 bar | 20 m | | Durable high-pressure hose with double steel reinforcement and blue, non-marking and animal fat resistant outer covering. 20 m long with EASY!Lock hand screw connections. | <input type="checkbox"/> |
| Special hoses | | | | | | | | |
| High-pressure hose curved | 22 | 6.110-068.0 | DN 8 | 400 bar | 1.5 m | | For connection to hose reels: high-pressure hose, with M 22 × 1.5 connection and curved EASY!Lock hand screw connection. 1.5 m long, suitable for up to 400 bar working pressure. | <input type="checkbox"/> |

■ Included in the scope of supply. □ Available accessories.

HD 10/25-4 S

1.286-902.0



| | | Order no. | Max. working pressure | Nozzle size | | | Price | Description | |
|----------------------------------|---|-------------|-----------------------|-------------|--|--|-------|---|--------------------------|
| Dirt blaster, large | | | | | | | | | |
| Dirt blaster | 1 | 4.114-027.0 | 300 bar | 50 | | | | The dirt blaster with rotating pencil jet offers 10 times better cleaning performance. Ceramic nozzle and bearing ring for a long service life. Further data: Max. 300 bar, 30 MPa, 85°C. | <input type="checkbox"/> |
| Triple nozzles | | | | | | | | | |
| Triple nozzle | 2 | 4.117-037.0 | 300 bar | 50 | | | | Triple nozzle with manual nozzle changeover. Convenient spray adjustment. For machines with an injector, the low-pressure flat stream is useful for cleaning agent suction and application. | <input type="checkbox"/> |
| Angled vario nozzle 0-90° | | | | | | | | | |
| Angled Vario nozzle | 3 | 4.113-007.0 | | 50 | | | | Variable angle nozzle for spray angle adjustment from 0° to 90°. For easy adjustment to all kinds of soiling and surfaces. | <input type="checkbox"/> |

■ Included in the scope of supply. □ Available accessories.

HD 10/25-4 S

1.286-902.0



| | | Order no. | | | | | Price | Description | |
|---|----|-------------|--|--|--|--|-------|--|--------------------------|
| Nozzle union | | | | | | | | | |
| Nozzle screws | 1 | 4.112-011.0 | | | | | | Nozzle screws with protectors for high-pressure and power nozzles | <input type="checkbox"/> |
| Cleaning agent injector | | | | | | | | | |
| Stainless steel injector kit for HD 10/25-4S | 2 | 6.645-761.0 | | | | | | Stainless steel injector for cleaning agent and foam applications. Specifically for the HD 10/25-4 S High-pressure cleaner. For precise cleaning agent dosage. | <input type="checkbox"/> |
| Dosing valve for stainless steel injector | 3 | 6.500-000.0 | | | | | | Retrofittable dosing valve for stainless steel injectors. For easy, convenient and precise cleaning agent dosing adjustment via a control knob. | <input type="checkbox"/> |
| Cleaning agent injector for high and low pressure (without nozzles) | 4 | 4.637-032.0 | | | | | | Detergent injector for independent high and low pressure dosage. Maximum dosage about 15%. | <input type="checkbox"/> |
| Cleaning agent injector for high pressure (without nozzle) | 5 | 4.637-033.0 | | | | | | Cleaning agent dosage at high pressure 3 - 5 % | <input type="checkbox"/> |
| Machine-specific nozzle kit with order no. 4.637-033.0 | | | | | | | | | |
| Nozzle kit 750-1000 l/h | 6 | 4.769-011.0 | | | | | | For HD/HDS 750 - 1000 l/h. Consists of nozzle insert + HP power nozzle + union | <input type="checkbox"/> |
| Nozzle insert with order no. 4.637-032.0 | | | | | | | | | |
| Nozzle insert up to 1,100 l/h - high pressure | 7 | 4.769-003.0 | | | | | | Nozzle insert for detergent injector 3.637-001 for high-pressure detergent application. For high-pressure cleaners with a water flow rate up to 1100 l/h. | <input type="checkbox"/> |
| Nozzle insert up to 1,100 l/h - low pressure | 8 | 4.769-001.0 | | | | | | For low pressure with machines up to 1.100 l/h | <input type="checkbox"/> |
| Rotary coupling | | | | | | | | | |
| Rotary coupling | 9 | 4.111-021.0 | | | | | | Reliably prevents twisting of HP hoses. Connection M 22 x 1.5 m. Handle protection | <input type="checkbox"/> |
| Connector | | | | | | | | | |
| Screw socket for surface cleaners and Servo Control controllers | 10 | 4.111-022.0 | | | | | | For attaching high-pressure nozzles and accessory parts to the HD trigger gun (with nozzle screws) - 1 x M 22 x 1.5/1 x M 18 x 1.5. | <input type="checkbox"/> |
| Y distributor | 11 | 4.111-024.0 | | | | | | Offers the option to connect two spray units to the machine. Installation on the high pressure outlet. | <input type="checkbox"/> |
| Short spray unit | 12 | 4.111-038.0 | | | | | | For attaching high-pressure nozzles and accessory parts to HP trigger gun (with nozzle screws). Not compatible with triple nozzles. | <input type="checkbox"/> |
| EASY!Lock adapter | | | | | | | | | |
| Adapter 1 M22AG-TR22AG | 13 | 4.111-029.0 | | | | | | Adapter 1 to connect the old hose with the new hose | <input type="checkbox"/> |
| Adapter 2 M22IG-TR22AG | 14 | 4.111-030.0 | | | | | | Adapter 2 to connect the old device with the new hose and the old gun with the new hose | <input type="checkbox"/> |
| Adapter 3 M22IG-TR22AG | 15 | 4.111-031.0 | | | | | | Adapter 3 to connect the old gun with the new spray lance and new servo regulator | <input type="checkbox"/> |
| Adapter 4 TR22IG-D11 | 16 | 4.111-032.0 | | | | | | Adapter 4 to connect the new gun with the old swivel hose | <input type="checkbox"/> |
| Adapter 5 TR22IG-M22AG | 17 | 4.111-033.0 | | | | | | Adapter 5 to connect the new gun with the old spray lance and new servo regulator with the old spray lance | <input type="checkbox"/> |
| Adapter 6 TR22IG-M22AG | 18 | 4.111-034.0 | | | | | | Adapter 6 to connect the new device with the old hose and the old hose with the new gun | <input type="checkbox"/> |
| Adapter 7 M18IG-TR20AG | 19 | 4.111-035.0 | | | | | | Adapter 7 to connect the old spray lance with the new nozzle | <input type="checkbox"/> |
| Adapter 8 TR20IG-M18AG | 20 | 4.111-036.0 | | | | | | Adapter 8 to connect the new spray lance with the old nozzle | <input type="checkbox"/> |
| Adapter hose extension 9 TR | 21 | 4.111-037.0 | | | | | | Adapter 9 to connect the new hose with the new hose | <input type="checkbox"/> |

■ Included in the scope of supply. □ Available accessories.

HD 10/25-4 S

1.286-902.0



22

| | | Order no. | | | | | Price | Description | |
|--|----|------------------|--|--|--|--|--------------|--|--------------------------|
| Adapter 12 rotary coupling EASY!Lock 22 IG - M22 x 1.8 AG | 22 | 4.111-046.0 | | | | | | Rotatable adapter for connecting EASY!Force high-pressure gun and high-pressure hoses with M 22x1.5 connection | <input type="checkbox"/> |

■ Included in the scope of supply. □ Available accessories.

HD 10/25-4 S

1.286-902.0

KÄRCHER



| | | Order no. | Max. working pressure | Nozzle size | Diameter | Price | Description | |
|---|----|-------------|-----------------------|-------------|----------|-------|--|--------------------------|
| Pipe cleaning hose, ID 6 | | | | | | | | |
| Pipe cleaning hose, ID 6, 10 m, max. 250 bar | 1 | 6.110-046.0 | 250 bar | | | | The 10 m pipe cleaning hose is a highly flexible high pressure hose for pipe interior cleaning (threaded connection for nozzle R 1/8). | <input type="checkbox"/> |
| Pipe cleaning hose, ID 6, 20 m, max. 250 bar | 2 | 6.110-008.0 | 250 bar | | | | The 20 m pipe cleaning hose is a highly flexible high pressure hose for pipe interior cleaning (threaded connection for nozzle R 1/8). | <input type="checkbox"/> |
| Pipe cleaning hose, ID 6, 30 m, max. 250 bar | 3 | 6.110-047.0 | 250 bar | | | | The 30 m pipe cleaning hose is a highly flexible high pressure hose for pipe interior cleaning (threaded connection for nozzle R 1/8). | <input type="checkbox"/> |
| Pipe cleaning nozzle | | | | | | | | |
| Pipe cleaning dirt blaster D21/060 | 4 | 4.765-002.0 | | 60 | 21 mm | | The forward-tilted rotating pencil jet removes the most stubborn dirt. The three backwards-tilted jets ensure the necessary forward movement, as well as convenient handling. | <input type="checkbox"/> |
| Pipe cleaning dirt blaster D30/060 | 5 | 4.765-005.0 | | 60 | 30 mm | | | <input type="checkbox"/> |
| Pipe cleaning nozzle 080 | 6 | 5.763-087.0 | | 80 | 24 mm | | Pipe cleaning nozzle with 24 mm diameter. With 4 nozzles tilted back at a 30° angle. | <input type="checkbox"/> |
| Pipe cleaning nozzle | 7 | 5.763-019.0 | | 65 | 16 mm | | 16 mm pipe cleaning nozzle with internal thread. Various jet directions for environmentally-friendly cleaning of blocked drains and pipes. | <input type="checkbox"/> |
| | 8 | 5.763-016.0 | | 60 | 16 mm | | | <input type="checkbox"/> |
| | 9 | 5.763-021.0 | | 70 | 30 mm | | | <input type="checkbox"/> |
| Rotating pipe cleaning nozzle | 10 | 6.415-440.0 | | 65 | 16 mm | | Rotating pipe cleaning nozzle with internal thread and four rotating jets for environmentally-friendly cleaning of blocked drains and pipes. | <input type="checkbox"/> |
| Drum and tank cleaning | | | | | | | | |
| Add-on kit mud sucker | 11 | 2.641-798.0 | | | | | For connection to the high-pressure hose of Kärcher high-pressure cleaners: Powerful sludge suction cleaner for the retrofitting of high-pressure cleaners to dirt pumps. | <input type="checkbox"/> |
| Barrel and tank cleaning | | | | | | | | |
| Barrel cleaner BC 14/12 | 12 | 2.112-020.0 | | | | | The BC 14/12 barrel cleaner is a spray unit for the interior cleaning of containers and barrels - especially oak barrels with a capacity of between 225 and 600 litres. | <input type="checkbox"/> |
| HKF 50 spray head, brass | | | | | | | | |
| HKF 50 M spray head | 13 | 3.631-039.0 | | | | | Constant rotational speed and lightweight design: The compact interior cleaning head for cleaning vats and tanks with openings of 50 mm or wider. | <input type="checkbox"/> |
| | 14 | 3.631-058.0 | | | | | Compact interior cleaning head for cleaning containers with openings of 50 millimetres or wider. The device stands out from the crowd with its constant rotational speed and lightweight design. | <input type="checkbox"/> |
| Nozzle kit for spray head HKF 50 (3.631-009.0 / 3.631-039.0) | | | | | | | | |
| Nozzle 045 for 2-nozzle operation HKF 50 | 15 | 6.415-446.0 | | 45 | | | Nozzle for dual-nozzle operation | <input type="checkbox"/> |
| Nozzle 090 for 1-nozzle operation HKF 50 | 16 | 6.415-447.0 | | 90 | | | Nozzle for single-nozzle operation | <input type="checkbox"/> |
| Double grip for precise control of spray head | 17 | 2.863-036.0 | | | | | Double handle. Precise control of the spray head | <input type="checkbox"/> |
| Screw plug for using a spray head with one nozzle | 18 | 5.411-061.0 | | | | | Screw plug for using a spray head with one nozzle | <input type="checkbox"/> |

■ Included in the scope of supply. □ Available accessories.

HD 10/25-4 S

1.286-902.0

KÄRCHER



| | | Order no. | Flow rate | Nozzle size | Diame- ter | Price | Description | |
|---|----|-------------|----------------|-------------|---------------|-------|---|--------------------------|
| Hard Surface Cleaner FRV 30 | | | | | | | | |
| Rubber lip for FRV 30 | 1 | 2.642-910.0 | | | | | For smooth floors indoors. The squeegee increases the suction performance of the FRV 30 and minimises the amount of water remaining. This means the floor is dry in just a few minutes. | <input type="checkbox"/> |
| Extension hose 5 m | 2 | 4.440-939.0 | | | | | 5m extension hose for FRV 30. Connection sleeve included. | <input type="checkbox"/> |
| Hose fastening attachment kit | 3 | 2.642-528.0 | | | | | Suction cup for fixing the suction hose to smooth surfaces. | <input type="checkbox"/> |
| Dirt trap attachment kit | 4 | 2.642-532.0 | | | | | Galvanised steel bucket for collecting coarse dirt and for fixing the suction hose in outside areas. | <input type="checkbox"/> |
| FRV 30 Surface Cleaner | 5 | 2.111-010.0 | | | | | With the integrated, automatic suction of the dirty water, the FRV 30 makes surface cleaning even more efficient and can be used in both inside and outside areas. There is no longer a need to rinse the surface after cleaning, since the dirty water can be discharged through the 5 m suction hose supplied. Additional quality features are the non-marking steering rollers and double ceramic bearing. Machine-specific nozzle kit must be ordered separately. Max. 250 bar / 1000 l/h / 60°C. | <input type="checkbox"/> |
| FR 30 Me surface cleaner | | | | | | | | |
| Hard Surface Cleaner FR 30 Me | 6 | 2.111-013.0 | | | 300 mm | | Hot water resistant stainless steel surface cleaner with double ceramic bearings, non-marking swivel castors and suction hose connection. Ideal for indoor cleaning, e.g. food industry. | <input type="checkbox"/> |
| Hard Surface Cleaner FR 50 | | | | | | | | |
| Surface Cleaner FR 50 Me | 7 | 2.111-023.0 | | | 500 mm | | Hot water resistant stainless steel surface cleaner with 500 mm working width. Ideal for large areas. With double ceramic bearings, push handle, non-marking swivel castors and detergent dosing system. | <input type="checkbox"/> |
| Machine-specific nozzle kits for FR | | | | | | | | |
| Nozzle kit for surface cleaners | 8 | 2.640-442.0 | 850 - 1100 l/h | | | | Nozzle kit includes power nozzles and unions. For Kärcher surface cleaners (850 to 1100 l/h). | <input type="checkbox"/> |
| Machine-specific nozzle kits for FRV | | | | | | | | |
| Nozzle kit 050 - for FRV | 9 | 2.642-433.0 | | 50 | | | Machine-specific nozzle kit with Kärcher power nozzles and jet nozzle for FRV 30. | <input type="checkbox"/> |
| FRV 30 Me surface cleaner | | | | | | | | |
| Extension hose FRV 30 Me and FRV 50 Me | 10 | 4.441-040.0 | | | | | 5 m extension hose for FRV 30 Me. Includes connecting adapter. | <input type="checkbox"/> |
| FRV 30 Me Surface Cleaner | 11 | 2.111-012.0 | | | | | Thanks to automatic suction of the dirty water, the stainless steel FRV 30 Me Surface Cleaner makes surface cleaning more efficient in both inside and outside areas. Hot water cleaning up to 85°C. | <input type="checkbox"/> |
| Surface Cleaner FR 50 Me | | | | | | | | |
| FRV 50 Me surface cleaner | 12 | 2.111-024.0 | | | | | Surface cleaning with automatic suction of the dirty water for very large surfaces - this means the FRV 50 Me. Hot water cleaning up to 85°C. The FRV 50 Me features a temperature-resistant 10 m polyurethane suction hose. Additional quality features are the non-marking steering rollers and double ceramic bearing. Machine-specific nozzle kit must be ordered separately. Max. 250 bar / 2000 l/h / 85°C. | <input type="checkbox"/> |

■ Included in the scope of supply. □ Available accessories.

HD 10/25-4 S

1.286-902.0

KÄRCHER



| | | Order no. | Flow rate | | | | Price | Description | |
|--|----|-------------|----------------|--|--|--|-------|--|--------------------------|
| Cup foam lance | | | | | | | | | |
| Cup foam lance Basic 3 | 1 | 4.112-055.0 | 900 - 2500 l/h | | | | | High-quality, simple and durable: Basic 3 cup foam lance for high-pressure cleaners with a flow rate of 900-2500 l/h. Halves the cleaning agent consumption while maintaining optimum foam quality. | <input type="checkbox"/> |
| 1-litre cleaning agent container for basic foam lance | 2 | 5.071-414.0 | | | | | | For the quick change of the cleaning agent: Additional 1 litre cleaning agent container for basic foam lance (2.112-053.0, 2.112-054.0 and 2.112-055.0). | <input type="checkbox"/> |
| Cup foam lance Advanced 025 | 3 | 2.112-017.0 | max. 1300 l/h | | | | | Short, handy foam lance with adjustable spray angle with 1 litre detergent tank. Ideal for cleaning cars due to its compact design. | <input type="checkbox"/> |
| 1-litre cleaning agent container for advanced foam lance | 4 | 6.414-050.0 | | | | | | Additional 1-litre cleaning agent container for quick replacement of the cleaning agent (for foam lance 2.112-017.0 and 2.112-018.0). | <input type="checkbox"/> |
| Cup foam lance Advanced 3 | 5 | 4.112-065.0 | 900 - 2500 l/h | | | | | Specially designed for use with aggressive cleaning agents: High-quality cup foam lance Advanced 3 with spray angle adjustment and Ecobross for high-pressure cleaners from Kärcher. | <input type="checkbox"/> |
| DUO Advanced 3 cup foam lance | 6 | 4.112-069.0 | 900 - 2500 l/h | | | | | DUO Advanced 3 cup foam lance, designed for use with aggressive detergents. With instant switching to high-pressure cleaning, spraying angle adjustment and two-litre tank. | <input type="checkbox"/> |
| Inno Foam Kit | | | | | | | | | |
| Inno Foam Set with detergent injector | 7 | 2.112-000.0 | | | | | | High-pressure foam system with double lance (foam nozzle and high-pressure jet for rinsing). For use with mobile and stationary high-pressure and HDS pressure cleaners for cleaning or disinfection. | <input type="checkbox"/> |
| Easy Foam Set | | | | | | | | | |
| Easy Foam Set with RM injector | 8 | 2.112-010.0 | | | | | | HP foam system for use with HD/HDS units for cleaning and disinfecting. Foam nozzle for connection to lance and HP chemical injector with precision 0-5% metering valve. The machine specific nozzle kit has to be ordered separately. | <input type="checkbox"/> |
| Nozzle kits for Inno/Easy Foam Set | | | | | | | | | |
| Nozzle kit 090 for Inno / Easy Set 700-1,000 l/h | 9 | 2.111-019.0 | 700 - 1000 l/h | | | | | Nozzle kit contains Kärcher power nozzles and nozzle inserts. For Inno/Easy-Foam set 700-1000 l/h. For optimal foam system performance. | <input type="checkbox"/> |
| Foam nozzle mounting kit | | | | | | | | | |
| Foam nozzle attachment kit | 10 | 2.112-013.0 | | | | | | Foaming agent kit. The foam nozzle is ideal for use in sanitary areas and the food industry and wherever long application times are necessary. | <input type="checkbox"/> |

■ Included in the scope of supply. □ Available accessories.

HD 10/25-4 S

1.286-902.0




| | | Order no. | Length | | | | Price | Description | |
|--|----|-------------|--------|--|--|--|-------|---|--------------------------|
| Manual hose reel attachment kit | | | | | | | | | |
| Hose reel attachment kit for HP super class | 1 | 2.110-008.0 | 20 m | | | | | Hose reel attachment kit for installation on the machine. For secure and space-saving storage of the high-pressure hose (with a connection hose for the machine HP output). Rotatable under pressure with connection 22 x 1.5. | <input type="checkbox"/> |
| Automatic, self-winding hose reels for wall mounting | | | | | | | | | |
| Automatic plastic hose reel incl. high-pressure hose | 2 | 2.639-257.0 | 15 m | | | | | Spring-mounted and ready-to-use automatic hose reel for wall mounting. Simplifies handling of the high-pressure hose, shortens set-up times and increases occupational safety. | <input type="checkbox"/> |
| Automatic hose reel, powder-coated steel / plastic | 3 | 6.392-074.0 | 20 m | | | | | Automatic hose reel for 20 m high-pressure hose. The console is made from powder-coated steel, the drum is made from plastic. | <input type="checkbox"/> |
| Automatic stainless steel / synthetic material hose drum | 4 | 6.392-083.0 | 20 m | | | | | Automatic hose reel for 20 m high-pressure hose. The console consists of stainless steel, the drum is made from plastic. | <input type="checkbox"/> |
| Automatic hose reel, coated | 5 | 6.392-106.0 | 20 m | | | | | Automatic hose reel of durable plastic. Painted steel bracket. Suitable for 20 m high-pressure hose. | <input type="checkbox"/> |
| Hose reel, automatic, basalt grey-coated | 6 | 6.392-105.0 | 20 m | | | | | Automatic hose reels provide the highest level of safety and convenience for winding and unwinding HP hoses. For example: order no. 6.110-011.0 (ID 8, 20 m, 315 bar) or order no. 6.110-028.0 (ID 8, 20 m, 400 bar Longlife). | <input type="checkbox"/> |
| Automatic hose reel, stainless steel, includes swivel holder | 7 | 6.392-076.0 | 20 m | | | | | Automatic stainless steel hose reel. With swivel holder. Suitable for 20 m high-pressure hose. | <input type="checkbox"/> |
| Automatic stainless steel hose reel | 8 | 6.392-122.0 | 20 m | | | | | High-grade, automatic steel hose reel. Especially suitable for use in the food industry. The material and finish provide for a corrosion-resistant, watertight capsuled sprong drive. Connection for HP hoses with nipple. | <input type="checkbox"/> |
| | 9 | 6.392-442.0 | 40 m | | | | | Automatic hose reels provide the highest level of safety and convenience for winding and unwinding HP hoses. Compatible high-pressure hose, e.g. order no. 6.110-076.0 (ID 8, 40 m, 400 bar, 1x hose reel connection attachment kit). | <input type="checkbox"/> |
| Powder-coated swivel holder | 10 | 2.639-931.0 | | | | | | Swivel holder for automatic hose reel wall mounting. For maximum action radius and flexibility of high-pressure hose. Rotatable 120°. Galvanised steel. | <input type="checkbox"/> |
| Stainless steel swivel holder | 11 | 2.641-867.0 | | | | | | Swivelling wall bracket made of high-grade steel (for 2.641-866). This makes maximum flexibility and convenience possible when working with the HP hose. | <input type="checkbox"/> |

■ Included in the scope of supply. □ Available accessories.

HD 10/25-4 S

1.286-902.0



| | | Order no. | Flow rate | Inlet temperature | Length | Length | Price | Description | |
|--------------------------|---|-------------|-----------|-------------------|--------|--------|-------|---|--------------------------|
| Teleskopstangen | | | | | | | | | |
| TL low pressure adapter | 1 | 4.580-097.0 | | max. 40 °C | | | | TL low-pressure adapter comprising ball valve for tool-free installation on telescopic lances. Ideal for applications with rotating high-pressure brushes. | <input type="checkbox"/> |
| Telescopic lance TL 7 F | 2 | 4.762-609.0 | | max. 60 °C | | | | Telescopic lance TL 7 F with up to 7 m reach made from robust and lightweight glass fibre. With practical quick-release fasteners for simple retraction and extension. | <input type="checkbox"/> |
| Telescopic lance TL 7 H | 3 | 4.762-610.0 | | max. 60 °C | | | | Multifunctional hybrid telescopic lance TL 7 H made of rigid and lightweight carbon-glass fibre mix. Telescopic thanks to quick-release fastenings. Up to 7 m reach. | <input type="checkbox"/> |
| Telescopic lance TL 10 H | 4 | 4.762-611.0 | | max. 60 °C | | | | Up to 10 m reach: hybrid telescopic lance TL 10 H. Comprising carbon-glass fibre mix and suitable for multifunctional use. Simple retraction and extension thanks to quick-release fasteners. | <input type="checkbox"/> |
| Telescopic lance TL 10 C | 5 | 4.762-612.0 | | max. 60 °C | | | | Carbon fibre telescopic lance TL 10 C. With up to 10 m reach and practical quick-release fasteners. Multifunctional use for cleaning facades, windows or solar panels. | <input type="checkbox"/> |
| Telescopic lance TL 14 C | 6 | 4.762-613.0 | | max. 60 °C | | | | Maximum rigidity with minimum weight: telescopic lance TL 14 C made from carbon fibre. Enormous reach of 14 m, multifunctional use and easy to use thanks to quick-release fasteners. | <input type="checkbox"/> |
| TL high pressure adapter | 7 | 4.775-154.0 | | max. 60 °C | | | | TL high-pressure adapter, flexible high-pressure gun for high-pressure cleaning with telescopic lances. Ergonomic, easy to install, suitable for right- and left-handed individuals. | <input type="checkbox"/> |

■ Included in the scope of supply. □ Available accessories.

HD 10/25-4 S

1.286-902.0



| | | Order no. | Flow rate | Inlet temperature | Length | Length | Price | Description | |
|-------------------|---|-------------|-----------|-------------------|--------|--------|-------|--|--------------------------|
| Schläuche | | | | | | | | | |
| iSolar HP hose 7 | 1 | 6.392-978.0 | | max. 155 °C | | | | High-quality, flexible HP hose (with rubber covering) for the iSolar TL 7. The outer layer has especially good sliding properties when extending and retracting the telescopic rod. | <input type="checkbox"/> |
| iSolar HP hose 10 | 2 | 6.392-977.0 | | max. 155 °C | | | | High-quality, flexible HP hose (with rubber covering) for the iSolar TL 10. The outer layer has especially good sliding properties when extending and retracting the telescopic rod. | <input type="checkbox"/> |
| iSolar HP hose 14 | 3 | 6.392-976.0 | | max. 155 °C | | | | High-quality, flexible HP hose (with rubber covering) for the iSolar TL 14. The outer layer has especially good sliding properties when extending and retracting the telescopic rod. | <input type="checkbox"/> |

■ Included in the scope of supply. □ Available accessories.

HD 10/25-4 S

1.286-902.0



| | | Order no. | Nozzle size | | | | Price | Description | |
|---|---|-------------|-------------|--|--|--|-------|---|--------------------------|
| Wet blasting attachment (without nozzle) | | | | | | | | | |
| Wet blasting attachment with flow control (without nozzles) | 1 | 4.115-000.0 | | | | | | Paint, rust and scale removal made easy: Kärcher wet blasting attachment with flow control for adding blasting abrasive to the high-pressure jet. | <input type="checkbox"/> |
| Wet blasting attachment without flow control (nozzles not included) | 2 | 4.115-006.0 | | | | | | Paint, rust and scale removal made easy: Kärcher wet blasting attachment with flow control for adding blasting abrasive to the high-pressure jet. Without flow control. | <input type="checkbox"/> |
| Nozzle kits for wet jet unit | | | | | | | | | |
| Nozzle kit for wet jet unit 050 | 3 | 2.112-023.0 | 50 | | | | | Nozzle kit with wet blasting nozzle and nozzle insert (type specific). For optimal Kärcher wet blasting attachment performance. Only in combination with wet blasting attachment. | <input type="checkbox"/> |
| Boron carbide nozzle | | | | | | | | | |
| Boron carbide, for machines from 1,000 l/h | 4 | 6.415-083.0 | 8 mm | | | | | In addition to nozzle packs. Very wear-resistant nozzle with boron carbide chuck for continuous-duty operation. | <input type="checkbox"/> |

■ Included in the scope of supply. □ Available accessories.

HD 10/25-4 S

1.286-902.0



| | | Order no. | | | | | Price | Description | |
|--------------------------------------|---|-------------|--|--|--|--|-------|------------------------------|--------------------------|
| Attachment kit for transport | | | | | | | | | |
| Crane loading kit for HD Super class | 1 | 2.640-438.0 | | | | | | Effortless loading by crane. | <input type="checkbox"/> |

■ Included in the scope of supply. □ Available accessories.

HD 10/25-4 S

1.286-902.0

KÄRCHER



| | | Order no. | | | | | Price | Description | |
|---|----|-------------|--|--|--|--|-------|--|--------------------------|
| Geka coupling | | | | | | | | | |
| Geka connector with hose barb, R 1" | 1 | 6.388-465.0 | | | | | | with hose barb | <input type="checkbox"/> |
| Geka connector with internal thread, R 1" | 2 | 6.388-458.0 | | | | | | with female thread | <input type="checkbox"/> |
| Suction filter | | | | | | | | | |
| Water suction filter | 3 | 6.414-956.0 | | | | | | Suitable for ponds, storage tanks or similar, polyamide filter casing, stainless steel strainer, 800 µm mesh, R 3/4" and R 1" connection, without non-return valve | <input type="checkbox"/> |
| Suction filter with check valve | 4 | 4.730-012.0 | | | | | | Brass suction filter suitable for ponds, storage tanks, etc. With check valve. | <input type="checkbox"/> |
| Water fine filter | | | | | | | | | |
| Universal water fine filter, 25 µm | 5 | 2.637-020.0 | | | | | | Water fine filter, mesh size 25 µm, max. temperature 50 °C. Protects the machine from small dirt particles in the water. Water volume up to 1200 l/h. 3/4" connection, with 1" adapter. | <input type="checkbox"/> |
| Water fine filter, with adapter | 6 | 4.730-102.0 | | | | | | Fine-mesh water filter, 125 µm, max. temperature 50°C. Protects the high-pressure cleaner from dirt particles contained in the water. Water flow rate up to 1200 l/h. Connection 3/4", with adapter, 1". | <input type="checkbox"/> |
| Water fine filter, 100 µm, R 1" | 7 | 2.638-270.0 | | | | | | Fine-mesh water filter, 100 µm, max. temperature 60°C. Connects to high-pressure cleaner. Protects the high-pressure cleaner from dirt particles contained in the water. Water flow rate up to 1200 l/h. Connector 1". | <input type="checkbox"/> |
| Water supply hose | | | | | | | | | |
| Water supply hose | 8 | 4.440-207.0 | | | | | | NW 19 R1" / R 3/4", up to 85 °C, for pick-up | <input type="checkbox"/> |
| | 9 | 4.440-270.0 | | | | | | NW 19 R1" / R1", up to 85 °C | <input type="checkbox"/> |
| Backflow check valve | | | | | | | | | |
| Backflow preventer | 10 | 2.641-374.0 | | | | | | To prevent detergent getting into the drinking water cycle in case of inlet at low-pressure. - hot water resistant up to 80 °C - tested according to IEC 60335-2-79 - integrated leakage protection | <input type="checkbox"/> |
| Other HP Accessories | | | | | | | | | |
| Jet gun | 11 | 2.869-067.0 | | | | | | Short set-up time, easy transport, instant switch off - the jet gun is the affordable cleaning method for all kinds of small to medium-sized areas. Adjustable pressure/water volume. | <input type="checkbox"/> |

■ Included in the scope of supply. □ Available accessories.

HD 10/25-4 S

1.286-902.0



| | | Order no. | Flow rate | | | | Price | Description | |
|--|---|-------------|----------------|--|--|--|-------|--|--------------------------|
| Push-on washing brush | | | | | | | | | |
| Push-on wash brush | 1 | 4.113-001.0 | | | | | | For general-purpose cleaning of all surfaces. Clamps directly onto the spray lance. Connection M 18 x 1.5 | <input type="checkbox"/> |
| Rotating washing brush | | | | | | | | | |
| Rotating wash brush for > 800 l/h machines, nylon bristles | 2 | 4.113-002.0 | 800 - 1300 l/h | | | | | Driven by water stream. Gently removes fine dust and traffic film from any surface. Temperature resistant up to 60°C, M 18 x 1.5 (replaceable brush insert). | <input type="checkbox"/> |
| Rotating wash brush for > 800 l/h machines, natural bristles | 3 | 4.113-005.0 | 800 - 1300 l/h | | | | | | <input type="checkbox"/> |

■ Included in the scope of supply. □ Available accessories.